









Product description		
Description	Water-thinnable one-pack joint filler solution for filling small cracks and joints on raw wood floors before the varnish coat is applied. Prevents sagging of the varnish and reduces lateral glueing.	
Range of application		
Description	All common types of wooden floor, solid or with sandable wear film.	
Product data		
Product code	FK	
Packaging size	1 l 5l	
Viscosity at delivery DIN 4 mm (sec.)	20 ± 2	
Shelf life – Original container unopened	at least 1 year	
Preparation of substrates		
	New, untreated floors: Depending on the type of wood and the way of installation, basic sanding must be carried out. Thoroughly remove dirt from the floor by means of vacuuming.	P80 to max. P120
	Renovation of already coated wooden floors: First carry out basic sanding to remove the old lacquer film completely. Thoroughly remove dirt from the floor by means of vacuuming.	P80 to max. P120
Processing		
 	Shake or stir well before use!	
  	Carry out intermediate sanding and collect the resulting wood dust in a clean container. Mix the Joint Filler Solution with the wood flour from the last intermediate sanding in a ratio of 2:1 to 5:1 (depending on the type of wood). During processing, Joint Filler Solution FK can be added as thinner. Use a stainless steel spatula to evenly apply the prepared mixture onto the floor and to fill all the small cracks and joints. Apply the product evenly and do not leave any excess on the floor. If cracks and joints become visible during processing, the mixture can be applied again by means of a spatula.	

Drying time @ 20°C	
Sandable	at least 45 minutes

Aftertreatment
After sufficient drying, sand with a disk sander and P 150 sanding disks. If necessary, the levelling procedure can be repeated or a primer coat with Unocryl One-Pack Parquet primer UC-PG can be applied.

Products from AkzoNobel Wood Coatings are exclusively produced for professional and industrial users, who have a basic knowledge of the handling and application of chemical/technical products for surface design. The processing instructions for reaching the qualities given in the leaflets should be regarded as non-binding recommendations and do not constitute any warranty. These recommendations are based on our experiences, including test series, and should facilitate and promote the work of our clients. Any potential deviation from ideal working conditions is within the responsibility of our clients and may affect the (end) result of the application. The purchaser is not relieved from his duties to inspect the product and its suitability for the surface to be processed, preferably through trial processing. If in any doubt as to the handling or processing of the purchased product, our material experts as well as our application and laboratory technicians will help you to the best of their ability. AkzoNobel, of course, guarantees an impeccable quality of its products in its product specifications, yet the use thereof lies entirely within the responsibility of the purchaser. As long as we have not guaranteed – in writing – the specific characteristics and suitability of a product for a contractually agreed purpose, any advice or information given regarding the application or handling, even if the advice or information is given to the best of our knowledge, will not be binding nor will it constitute a warranty. AkzoNobel's liability for the use of its products by its customers is limited in its General Sales and Delivery Conditions, to which the purchaser is hereby referred. The applicable version of the Technical Data Sheet for this product can be downloaded from our websites. Previous versions of the Technical Data Sheets are rendered void with the issue of a new one. Date of issue: 2021-07-06 / 10